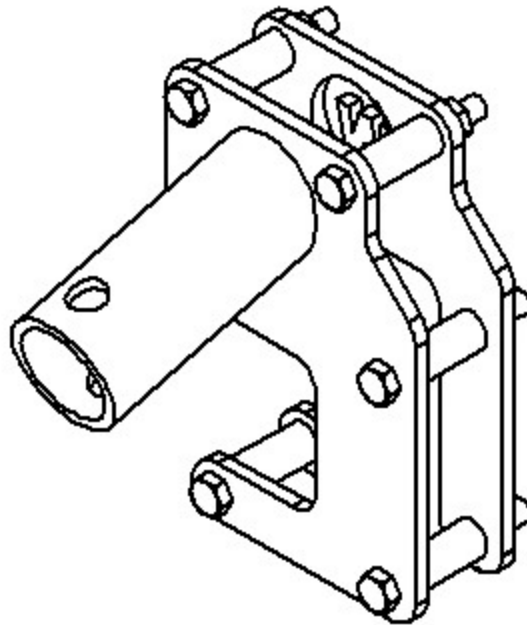




Operator's Manual



MOWER JACK ADAPTOR KIT

To be used with Toro Part Number 127-6666 (Deck Maintenance Jack)

Revised 01/03/25

P/N 95410047

FAILURE TO FOLLOW SAFE OPERATING PRACTICES MAY RESULT IN SERIOUS INJURY OR DEATH.

Read this manual and other manuals that came with your mower before operating.

©1998-2025 Wright Manufacturing, Inc. All rights reserved. This material may not be reproduced or copied, in whole or part, without written permission from Wright Manufacturing, Inc. Grass Gobbler, Gobbler, Leaf Gobbler, Velke, Pro 1, X2, Stander, and Sentar are trademarks of Wright Manufacturing.

! DANGER

Crush hazard - Always use jackstands and ensure the following when using jack adaptor:

PTO (Blade) switch is OFF

Engine is Disengaged and key is removed from ignition

Controls are in Neutral position

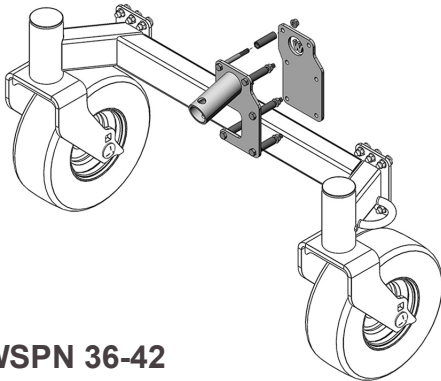
Parking Brake is Engaged

Compatible with the following Wright Models:

WSTN/WSPN	WSTX/WSPX Gen 2
WSLG	WSZK Gen 2 and 3
WSB 48/52	

WSLG (All deck sizes)

1. Use the wide backing plate with the provided 3 1/4" bolts and black spacers to attach jack adaptor to the center of the frame.

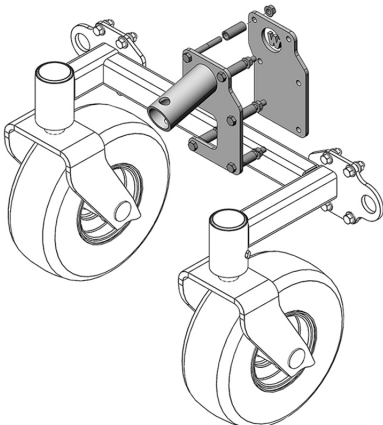


WSTN/WSPN 36-42

WSB 48-52

WSZK Gen 3 (All deck sizes)

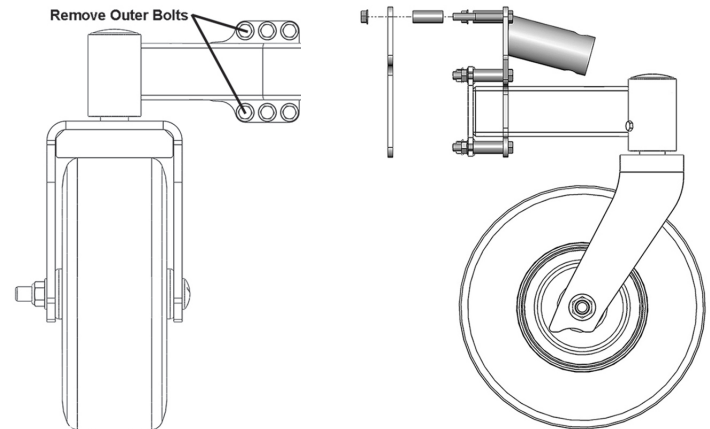
1. Use the wide backing plate with the provided 2 3/4" bolts and zinc spacers to attach jack adaptor to the center of the frame.



WSTX/WSPX Gen 2 (All deck sizes)

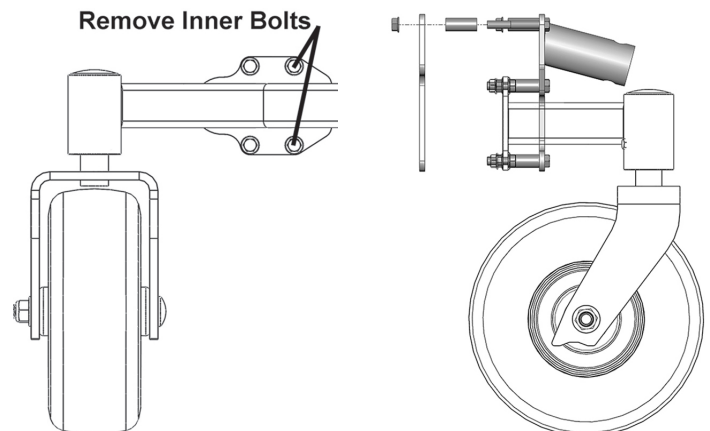
WSZK Gen 2 (All deck sizes)

1. Remove outer bolts attaching discharge side of caster frame to the tractor
2. Use the narrow backing plate with the provided 2 3/4" bolts and zinc spacers to attach jack adaptor to the caster.



WSTN/WSPN 48-52

1. Remove inner bolts attaching discharge side of caster frame to the tractor
2. Use the narrow backing plate with the provided 2 3/4" bolts and zinc spacers to attach jack adaptor to the caster.



! ATTENTION

Read Bulldog deck maintenance jack owners manual and follow operation instructions when using jack mount adapter